

FORTNITE

Age Rating in
the App Store:
FORTNITE 12+

Fortnite is an online gaming platform allowing up to 100 users per game to drop on to an island/map in the hunt for weapons and equipment. The users then hunt each other down in the hope to become number 1.

Battle Royale mode provided by epic games is free to download and available for everyone. Users have the choice to buy cosmetic items (micro transactions) which allows their character to look unique to others.

Concerns

Users are able to connect with other random users around the world. When holding down 'T' the game will allow the user to chat with any other user. This poses potentially inappropriate contact between users.

Be aware if your child is using your App Store / Google Play Store to play Fortnite they may be able to use the micro transaction function which will spend money off the linked credit card to the account.

How do I report / unfriend another user?

Users can report other users for harassment, inappropriate language, bullying and hacking.

To report

Fortnite recently updated their standard contact interface to accommodate player reports. Just click 'Email Us' and fill out the required fields. After selecting the Product and Game Mode, select Report Player as the Issue Type. This will make sure these reports are routed to the correct team.

A few helpful tips when reporting players:

Make sure to include the player(s) full in-game name, spelled as accurately as possible! If it looks like the player is using unusual or uncommon characters in their in-game name, screenshots are totally acceptable documentation. Speaking of screenshots: screenshots & video are incredibly useful for validation. If you captured

screenshots or videos of the offence, attach them. If you have links to streaming video of bad behaviour, include them!

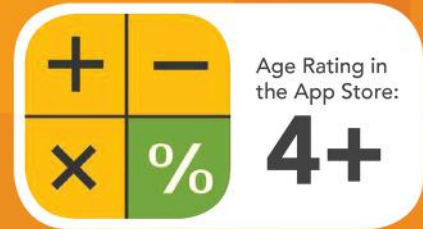
<http://fortnitehelp.epicgames.com/customer/portal/articles/2843190>

If a user wants to delete a 'friend' within the game they can simply go to the icon on the top right of the screen with the three figures and select the user and click 'unfriend'. There is no way to block a user in the game. If a user is harassing another user they should follow the appropriate steps above to report them.

Make sure you talk to your child about appropriate behaviour whilst they are playing video games. It is never okay to bully or be mean to other players. If your child is getting bullied or harassed make sure they know that they can always come to you or a trusted adult for assistance.

If things get too intense within the game, make sure they know that they can always mute other players or simply leave the game. Your young person also needs to be aware to never disclose personal or private information to other users within the game and to only talk to people about the game itself.

More App Fact Sheets available from the Carly Ryan Foundation. Please email: info@carlyryanfoundation.com



The calculator% app is an application that is designed to help the user hide photos and videos behind the applications screen.

This application appears to look like a calculator, but upon entering a passcode it opens up a private vault where files are stored securely and cannot be viewed in the iPhone or Androids default camera role.

To get files into your Private Calculator

In the app itself, you can tap the '+' sign to select Wi-Fi transfer, which gives you an IP address to type on your computer's web browser. You can also import files through your camera roll (photo's and videos).

Private Calculator can display and open a number of media types, including photo's (such as .jpeg, .gif, .bmp and .png files), videos (.mp4, .avi, .mkv, .wmv, .flv), music and audiobooks (.mp3), Microsoft Office files (.doc, .xls, .ppt), other assorted documents (.txt, .pdf) and even downloaded websites (.htm).

Concerns

Some of the concerns regarding this app are the fact that your child might potentially be hiding explicit photos, videos or other content.

If your child is under 18 years old it is illegal for them to produce or possess these types of images. It is classed as child abuse pictures.

Child abuse pictures are illegal if they are:

- asked for;
- taken;
- received and kept; or
- sent, posted or passed around

These actions are a crime even if the picture is only of you, your boyfriend / girlfriend or someone else who says it's ok. Even if a picture is not child abuse material, asking for or sending a

nude / sexy photo can be an indecent act and this is a crime.

The maximum penalties for child abuse material can be up to 15 years in jail and being placed on the sex offender register. The maximum penalty for an act of indecency is 2 years in jail if the person in the picture is under 16. If the person is over 16, the maximum penalty is 18 months in jail.

(http://www.lawstuff.org.au/nsw_law/topics/Sexting)

What can parents do to keep their kids safe on calculator% app?

- Consider deleting this app
- Remind your kids that everything is public
- Have a dialog with your kids about sexting and sending inappropriate photos to others
- Explain to your kids that they should be careful with sharing their photos with anyone, as they can be forwarded

It is important to have open honest communication with your child regarding sexting.

More App Fact Sheets available from the Carly Ryan Foundation. Please email: info@carlyryanfoundation.com

ROBLOX is a comprehensive game development, publishing, and gameplay platform that allows people of all ages to create games and share them with an audience of game players. ROBLOX is the world's biggest platform for emerging and independent game developers, and they offer the ability to earn real money from their creative efforts.

ROBLOX is designed for 8 to 18 year olds, but it is open to people of all ages. Each player starts by choosing an avatar and giving it an identity. They can then explore ROBLOX - interacting with others by chatting, playing games, or collaborating on creative projects.

Each player is also given their own piece of undeveloped real estate along with a virtual toolbox with which to design and build anything. ROBLOX members can choose to play and create alone or, with the help of personal and customisable avatars, they can choose to be social and engage with others. Members can explore the world with their avatars, meet and communicate with other members, visit other member- created worlds, and collaborate with others on projects.

Concerns

The purpose of the game is for players to interact and make friends with one another. This is achieved by wandering around the online world to stop and talk with other players. The most dangerous aspect about the game is that it appeals most to young children under the age of 12 and therefore a very easy platform for predators to target them.

The game also allows players to invite each other into their online bedrooms and engage in sexualised behaviour. Whilst there are no 'simulated' sex acts, the insinuation is there. More advanced players are able to create their own online worlds for other players to enter, which often means that pornographic content can be uploaded for children to see.

To report abuse in-game:


- Click on the Menu button, located at the upper left of the screen. This icon looks like three lines stacked on top of each other.

- Click Report tab at the top of the menu.
- Click on the Which Player pull-down menu, and select which player to report.
- Click on the Type of Abuse pull down menu, to select the inappropriate action.
- Additional details can be written in the Short Description box.
- Click Submit to finalise.

How to block a user

To block a Roblox member for any reason you see fit, go to their profile page. Under their character thumbnail, you'll see a 'More' button. Hit the button, and click 'Block user'. This adds the user to your block list, which you can manage at any time within the 'Privacy' tab of the Account Settings page.

More App Fact Sheets available from the Carly Ryan Foundation. Please email: info@carlyryanfoundation.com



Discord is an app used widely in the gaming community. It allows users to invite each other to servers, which allow them to talk to each other over text, microphones and send photos to each other. Users find this platform a convenient and easier way to communicate rather than through the game directly.

How does it work?

To sign up to Discord you simply need an email and a username. It takes under five minutes to make an account with Discord. This enables the user to open up invitations and messages from people around the world.

To add somebody on Discord the user must have the other person's username. This can easily be asked through in-game chat.

Concerns

Some of the issues with Discord are that younger children may get invitations from random users thinking it is safe to chat with them. A criminal has the potential to groom the child and get various sources of information such as: credit card details, house address, school, age and much more.

Ensure that you have conversations with your young person about the potential risks involved with using platforms like Discord.

The Carly Ryan Foundation is seeing young users being asked to add people on Discord. This can create the opportunity for criminals to groom, manipulate and coerce young users through conversations that unfold via various gaming platforms.

Discord is a great app to help users communicate with their friends but without the right settings in place it can expose the user to unwanted or inappropriate contact from criminals or by strangers.

Privacy Settings Menu

Click the little down arrow next to the server name and you'll find a drop-down menu window. In addition to being able to adjust notification and server settings, you can adjust privacy settings on a per-server basis as well. Selecting / deselecting this option lets you block DMs (Direct Messages) from users in that server that aren't on your friends list. Normally, sharing a mutual server is all it takes to allow DMs. This option can filter out anyone you don't want to hear from.

Block Button

In the case that you generally like everyone in a server (except for a few individuals), the DM list has a quick-access

menu to a user's profile. In your DM chat, clicking the @Username will bring up the user's profile, you can click the three dots in the top right to pull up a menu that will let you block the user.

Report a User

To report another user on Discord you will need screen shots of the evidence. Once you have this, you will need to email Discord directly: support@discordapp.com

Friend Requests

For additional control, Discord's settings is adjusting friend request privileges. To find this menu, open up your User Settings and click the Friends tab, here you can set who's allowed to send you a friend request.

Everyone - Selecting Everyone means that anyone who knows your DiscordTag or is in a mutual server with you can send you a request. Having this selected will automatically include both Friends of Friends and Server Members options.

Friends of Friends - Selecting this means that for anyone to add you, they must have at least one mutual friend with you. You can view this in their user profile by clicking the Mutual Friends tab next to the Mutual Servers tab.

Server Members

Selecting server members means users who share a server with you can send you a friend request. Deselecting this means that you can only be added by someone with mutual friends as you.

Note: *Friends of Friends and Server members can be both selected or deselected, allowing you to customize what ways you are willing to receive friend requests. If you only want to add friends you want to choose, you can deselect all three options, and not receive ANY requests.*

More App Fact Sheets available from the Carly Ryan Foundation. Please email: info@carlyryanfoundation.com

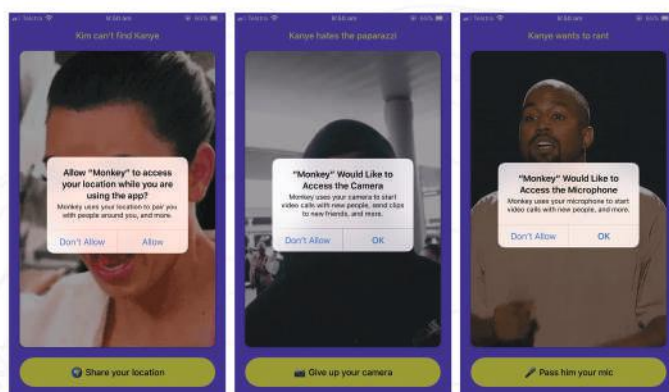
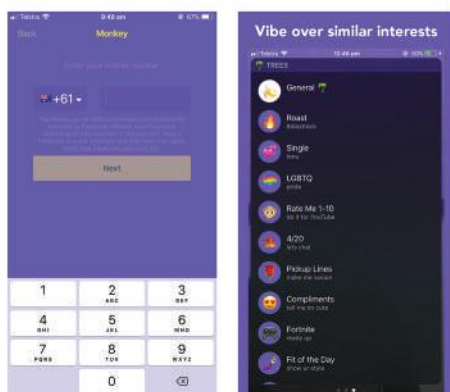
the *Carly Ryan* foundation. **APP FACTS**
MONKEY



Monkey is an application that allows its users to connect with strangers all over the world via a 10 second video chat. Upon creating a Monkey account the user must log in using his or hers Snapchat details, setting an age (this can be whatever they like) and providing a phone number. The user is able to pick 'similar interests' before connecting with another user.

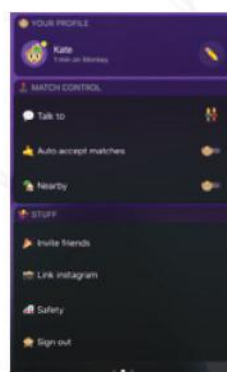
How does it work?

Before connecting, the user will see the age and gender of the potential 'friend', they can then choose to accept or deny the video request. Once the live video chat has ended each user gets to decide whether or not they would like to continue chatting with the other user. If both users decide yes they can continue to chat either via 'text' or 'live video chat'.



How do I report another user in the app?

While there is a report button to flag any inappropriate content, that method takes the 'after the damage is done' approach to keeping their app free from pornography and bullying.



If a user sees any inappropriate content they should report it immediately using the report button on the top right of the screen.

If the user is subjected to any inappropriate content they should end the chat straight away and report the other user. We would also recommend turning off 'auto accept matches' and 'nearby'.

Concerns

There are many reports of users opening a video chat and being subjected to full on nudity, seeing the other user performing sexual acts, grotesque language, name calling, bullying and drug use.

The application gives users an option to turn location services on in order to be connected to people in their area. The user must also allow access to their camera and microphone. There have been many reports of predators using Monkey to groom and access young people.

The Carly Ryan Foundation would not recommend anyone under the age of 18 use this application.

More App Fact Sheets available from the Carly Ryan Foundation. Please email: info@carlyryanfoundation.com

SNAPCHAT



Snapchat is an application which is free to download on iOS and Android devices that allows users to send images and videos 'snaps' to each other.

How does it work?

The receiver of the 'snap' can view it for up to 10 seconds (depending on what time the sender sets). After the allocated time the 'snap' will then 'dissolve'. If the receiver screenshots the snap the sender will be notified. Keep in mind there are ways around this ensuring that the sender doesn't get notified if a screen shot is taken, so keep in mind that nothing is private on Snapchat and everything is easily retrievable.

Concerns

Snapchat is the number one application used for 'sexting' or 'sending nudes' between underage people. Users must be mindful of the social and legal consequences of sending images like these. If the user is under 18 years old it is illegal for them to produce or possess these types of images. It is classed as child abuse images.

Child abuse pictures are illegal if they are:

- asked for;
- taken;
- received and kept; or
- sent, posted or passed around

These actions are a crime even if the picture is only of you, your boyfriend / girlfriend or someone else who says it's ok. Even if a picture is not child abuse material, asking for or sending a nude / sexy photo can be an indecent act and this is a crime. The maximum penalties for child abuse material can be up to 15 years in jail and being placed on the sex offender register. The maximum penalty for an act of indecency is 2 years in jail if the person in the picture is under 16. If the person is over 16, the maximum penalty is 18 months in jail. (http://www.lawstuff.org.au/nsw_law/topics/Sexting)

Privacy

Privacy settings that are available within Snapchat are the ability to restrict who can send a user photos or videos, 'snaps'. This can be enabled by going into the Settings menu, select 'Who can send me snaps', then select 'My friends'. This will ensure only people the user knows will be able to connect with them via the application. It is important to read the Snapchat privacy policy as it provides information about how the images and videos are stored and used. Users need to be aware that Snapchat has the right to reproduce, modify and republish photos and videos, and save them to the Snapchat servers, particularly in relation to the 'Live Story' feature.

Snap Map

The feature is designed to help friends meet up or attend events together. This could be abused by others or used to track users. It shows exactly where the user is at all times and exactly what they're doing i.e driving a car, reading listening to music etc. To hide your location from friends, you can turn on 'ghost mode' in Snap Map.

To do this, pinch the screen when you are in camera to bring up Snap Map. Click the settings icon in the top right hand corner and set the phone to 'ghost mode'. Then Snapchat will stop sharing your location.

Be mindful who are you sharing images with and always remember that everything on the internet is permanent. Make sure you are happy for potentially anyone to see your snaps.



How to block a user

- Go to your friends list.
- Tap the name of the offending friend.
- Hit the gear icon that appears next to their name.
- Select Block to stop receiving Snapchats from that person or pick Delete if you want to remove him or her from your contacts.

How do I report abuse on Snapchat?

To report a Story on Snapchat, just press and hold on the offending Snap until a flag button appears in the bottom-left corner. To report a Snapchat account, press and hold on that Snaphatter's name and tap the  button. To report a Story on the web from your computer, click the button on the video, then click 'Report'.

More App Fact Sheets available from the Carly Ryan Foundation. Please email: info@carlyryanfoundation.com

INSTAGRAM



Age Rating in the App Store:

12+

Instagram is a photo and video sharing app that has been an almost exclusively mobile platform. Once the user has either taken, selected a photo or video they can scroll through the editing filters and experiment with the best one for that particular image.

How does it work?

After the user has created an account they can follow other Instagram users and 'like' or 'comment' on their photos and videos. Instagram is owned by Facebook and accounts between the two can be linked to verify the users age and identity.

Instagram accounts are public by default, but can be set to 'private' if the user wishes. If an account is set to public then it opens it up for any other user on Instagram to view. If the account is set to 'private' then only the users that follow the account are able to view it. Setting an account to private allows the user to choose who follows them, which gives the user more control of who is able to view their content.

Instagram is being used by young people to share their lives with their friends. Some concerns around the use of Instagram are young people taking nude selfies and seeking attention and acceptance from strangers, bullying comments and the ability to access inappropriate photos and videos. It is important you know how to block and report inappropriate users on Instagram.

Privacy Settings

Account settings can be found by selecting the three dots on the right hand side of the top of your profile page, scroll down to 'Privacy and security' - 'Account privacy' then switch on the toggle 'Private Account'.

We would recommend turning off the location function for the camera on the users mobile device. By doing this, it ensures that the location of where the photo was taken isn't embedded in the image.

If location service is turned on for the camera then any one can drag and drop the photo in to Google Image search and locate exactly where the photo was taken. For most devices, this can be done by going in to the settings menu.

How do I block or report another user on Instagram?

To block someone from commenting on your photos and videos:

Go to your 'Profile' by tapping.

Tap (iPhone) or (Android) in the top right.

Below 'Settings', tap 'Comment Controls'.

Next, to Block Comments 'From', tap 'People' >

Enter the name of the person you want to block, then tap 'Block' next to their name.

<https://help.instagram.com/426700567389543>



More App Fact Sheets available from the Carly Ryan Foundation. Please email: info@carlyryanfoundation.com



Facebook is a social networking service where millions of people go to interact with others. Facebook has over one billion active users, more than half of them use Facebook on a mobile device. The user can create a personal profile with photos, lists of personal interests, contact information, and other personal information which is shared among their chosen friends.

Facebook users have the ability to interact with a wide range of individuals. Through Facebook's news feed, users have the ability to interact in public conversations with people who are not within their friends list.

How to make your Facebook profile private

Step 1

- 1 Click on the downward arrow at the top right corner of the screen.
- 2 Click on the Timeline and Tagging option. You can control everything with regards to who gets to post and tag on your Timeline and also who can see it. Go through all seven options and customise it for you. Activating Timeline review is also recommended. Once you've done this your Timeline will only be viewable to the people you choose to look at it.

Step 2

Go to the 'Privacy' tab in the settings page. Facebook offers you several different options so you can adjust exactly how private you want to be. Check your privacy settings regularly. Often when Facebook updates the settings may go back to public by default.

Other Privacy Settings

To manage your privacy on Facebook (on a computer), access the privacy settings by clicking on the downward facing arrow in the upper right-hand side of the page and select 'Settings'. In the left hand column, click on 'Privacy'.

To access these settings on a mobile device select the three lines on the bottom right of your screen. Scroll down to 'Settings & Privacy'. Here you can change a number of settings: Restricting who can see the users profile and timeline.

Under the 'Who can see my stuff?' section, users can manage who is able to access their timeline and profile. Next to 'Who can see your future posts?', click on 'Edit' to ensure that 'Friends' is selected.

How can I report a fake profile?

If you have a Facebook account and want to report someone that's pretending to be you or someone you know:

- Go to the profile of the impersonating account.
- Click on the cover photo and select Report.
- Follow the on-screen instructions for impersonation to file a report.

<https://www.facebook.com/help/167722253287296>

How do I block another user on Facebook?

- Click at the top right of any Facebook page.
- Click Privacy Shortcuts.
- Click 'How do I stop someone from bothering me?'
- Enter the name of the person you want to block and click Block.
- Select the specific person you want to block from the list that appears and click Block again.

More App Fact Sheets available from the Carly Ryan Foundation. Please email: info@carlyryanfoundation.com

YOUTUBE



Age Rating in
the App Store:

17+

YouTube is free video sharing website and application that is owned by Google. The platform allows its users to upload, create and watch other users videos. With over 1 billion users it is one of the most popular platforms on the internet.

Anybody can access videos on YouTube, but in order to upload a video the user must create their own YouTube account. If a user sees inappropriate content they can 'flag' or report it if it violates YouTube's community guidelines. Many popular types of videos on YouTube are music videos, 'how to videos' and gaming videos.

YouTube Kids

With over 400 hours of content uploaded to YouTube every minute it is extremely difficult for Google to keep up with the monitoring of inappropriate content.

For users under the age of 13 we recommended using 'YouTube Kids'. YouTube kids is free to download and use. Users can have up to 8 profiles attached to the one account. Each profile can have it's own viewing preferences.

The platform has features like 'watch history', 'block channels' and filters to keep videos more 'child friendly'. Parents can also create timers for video use which can enable time restrictions on their children's screen time.

YouTube Red

YouTube Red is a monthly subscription service that removes advertisements from all videos on the platform. Users can also restrict the videos so that they're more limited with no 'suggested' videos that often occur after a video has been viewed.

More often than not the suggested videos are not suitable for younger people. This platform is especially ideal for teenagers. Videos can also be downloaded and watched at any time without an internet connection. This function is fantastic for family trips in cars and airplanes.

Privacy Settings on YouTube

- Public** Anyone is able to search and view the users videos.
- Private** Only people the user allows can search for and watch their videos.
- Unlisted** Only people that the user sends the link to can view their videos.

'Comments on users videos' is turned on as a default option, however this can be disabled. To do so, these are the steps to follow:

- Sign in to YouTube on a computer.
- Go to Creator Studio > Video Manager.
- Select the box next to any of the videos you want to manage.
- At the top of the screen, click the Actions menu.
- Select More actions > Comments.
- Select or unselect Do not allow comments.

How to make your account private

Click the 'Edit' button, and then choose 'Private' or 'Unlisted' from the 'Privacy Settings' drop-down menu.

If your YouTube account is linked to Google Plus and you set your video to private, you see a field into which you can enter the email addresses or profile names of people with whom you want to share your video.

How do I block another user on YouTube?

- Login to your YouTube account.
- Click on the name of the user you want to block. This will take you to their profile.
- Click 'About' on their profile, the hit the flag button.
- In the drop down menu, you will be given the option to 'Block User'.

How do I report another user on YouTube?

- Login to your YouTube account.
- Click on the name of the user you want to report. This will take you to their profile.
- Click 'About' on their profile, the hit the flag button.
- In the drop down menu, select the option that best suits your issue.

More App Fact Sheets available from the Carly Ryan Foundation. Please email: info@carlyryanfoundation.com

OMEGLE



Omegle is a website that allows you to randomly chat to a stranger. When a user opens Omegle they have two options - 'Text chat' or 'Video Chat'. The user does not have to verify or identify themselves when they use Omegle. You simply pick the text or video option then get paired with a 'Stranger'.

There is an option to connect Omegle to your Facebook account, which allows the user to find 'chat partners' with similar interests.

If the user chooses to use this feature it opens up potential for the users friends to see the Omegle activity on their profile. There is an option to change the setting to 'Me Only' so the Omegle activity is not shared.

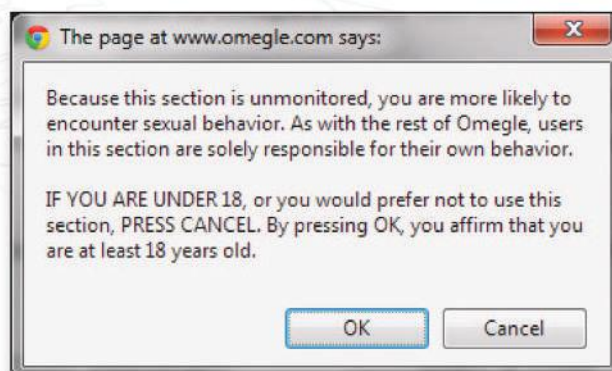
Concerns

The Omegle privacy policy clearly states that the following information is saved on their servers for 120 days: *'the time your chat began, your IP address, a randomly-generated ID tag assigned to your computer, your chat partner's IP address, and your chat partner's randomly-generated ID tag'*. While this data is used for law enforcement and to try to track and prevent spammers, note that you are willingly providing this information when using Omegle.

At the end of a chat the user has the option to save the chat log and is able to share the link. Therefore the users conversation is not actually private, and the contents of the chat including any personal information you might share can be sent to anyone without their knowledge.

There are two video chats within Omegle. *Monitored* and *Unmonitored*. Using the video chat mode requires that the users IP address is made available to the 'Stranger's' computer. Omegle video chat requires a direct connection to be made between users computer and the 'Stranger's' computer.

The below picture is a warning received when the user is initiating an unmonitored video chat with a 'Stranger'.



The Carly Ryan Foundation does not recommend any child under the age of 18 use Omegle.

More App Fact Sheets available from the Carly Ryan Foundation. Please email: info@carlyryanfoundation.com

HOT OR NOT



Hot or Not is an app that has its users rate the 'attractiveness' of the other users based on whatever photos they chose to share. Users then set up their account using photos of themselves. The user must also verify their gender, email address or Facebook account.

The Hot or Not website says it will not accept a profile unless the user is 13 or older. It also states that users from the ages of 13 - 17 can't chat or share photos with users who are older than 17. In saying that, there is no verification process.

Users can then log on to their account to see what other users think of them. If each user rates each other as 'hot' then they are able to send messages to each other within the app. Keeping in mind that there's no guarantee anyone is really who they say they are here.

Concerns

- *Objectification*
- *Rejection*
- *Creates Low Self Esteem*
- *Users can be subjected to cyberbullying*
- *Users can find themselves being sent sexually explicit images*
- *No age verification needed*
- *Shares GPS Location*

How do I block or report another user?

If you find someone's behaviour towards you or their language abusive, you can let the website know by clicking on the icon in the top right corner on their profile page, select 'Block or Report' and choose the reason.

How do I delete my Hot or Not account?

If you really want to delete your Hot or Not profile, just log into your account and click on

the cog icon on the top right corner of your profile page. Scroll down to the bottom of the page where it says 'Delete Account' and follow the instructions given.

Remember to talk to your child about which apps are age appropriate for them to use. Be sure to help them understand that other people's opinions should not define their self-worth as Hot or Not implies, and direct them to more teen-friendly apps.

The Carly Ryan foundation do not recommend this app appropriate for anyone under the age of 17 to use.

More App Fact Sheets available from the Carly Ryan Foundation. Please email: info@carlyryanfoundation.com

WHISPER



Whisper is a social anonymous confession application. It allows users to superimpose text over a picture in order to share their thoughts and feelings anonymously. However, you post anonymously, but it displays the area you are posting from. You can also search for users posting within a kilometre from you.

All too often, those whispers are sexual - and sometimes so are users trying to meet with other users for sex. There's copious strong language and sexual images (though no actual sex is shown). The app also encourages private communications in which users can exchange images and personal information.

Anyone can post an anonymous message to the service in the form of an image with text overlaid on a picture. When the user opens the app, they will see six such images. Each one has a "secret" on it. The user can then respond to a message publicly or privately.

Users don't have a public identity in the app. While they do have persistent handles, there's no way to contact them except through the messages they post.

Concerns

Due to the anonymity, kids are posting pics of other kids with derogatory text superimposed on the image. Also, users do not have to register to use Whisper and can use the app to communicate with other users nearby through GPS. Sexual predators use the app to locate kids and establish a relationship.

How do I block a user on whisper?

To block a user from within chat, tap on the ellipsis in the upper right corner and click the 'Block' icon. You can also block a user if you swipe left across a chat in the inbox screen and press Block.

How do I delete my Whisper account?

Unfortunately there is no quick way to delete your whisper account. This is the information about the process from the Whisper website. 'Upon your request, we can delete your account. You may make such request by emailing Support from the app. You can elect to delete all of

*your Whisper content OR completely delete your account. **Note:** Completely deleting your Whisper account will prevent you from joining the Whisper community in the future on your device. You will only be able to browse content.'*

Many whispers seem to be an attempt to get replies and likes (called 'hearts'). Talk about how to evaluate whether a user might be stretching the truth to get a response.

The images in Whisper could lead to some uncomfortable discussions about the sexualization of everyday topics.

The Carly Ryan Foundation does not recommend the use of Whisper for anyone under the age of 18.

More App Fact Sheets available from the Carly Ryan Foundation. Please email: info@carlyryanfoundation.com

YUBO

(Formerly Yellow)

yubo

Age Rating in
the App Store:

12+

Yubo is a social networking site where users are able to make new 'friends'. Yubo is very much like Tinder as you are able to swipe right if you like someone and left to pass. If both users swipe right then they will be matched and are then able to chat, send photos and videos within the app.

Yubo is free to download. In order to create a new profile the user must give their name, date of birth and gender. The user is then able to freely choose who they would like to connect with, whether it be girls, boys or both. The user can upload up to 5 photos of themselves and make a biography using emojis.

The application allows users to turn on their location settings to find other users near by in their proximity. Yubo also has a Live feature mode. This means that users are able to create a live video with up to four of their 'Yubo' friends. There are obvious dangers regarding this type of activity.

Concerns

In Yubo's terms and conditions it says that users must 12+ to sign up to sign up, it also states that users between the ages of 13 - 17 years old must have parental permission before signing up and creating an account.

Warnings about inappropriate content can be found on the app store when downloading the app and include the following flags:

- *Infrequent/Mild Sexual Content and Nudity*
- *Frequent/Intense Mature/Suggestive Themes*
- *Infrequent/Mild Profanity or Crude Humour*
- *Infrequent/Mild Alcohol, Tobacco, or Drug Use or References*

Even though Instagram and Snapchat are no longer integrated into the application, many users upload a picture of their Snapchat account details on to their Yubo account biography.

How do I report another user?

Users can report other users profiles if they are exposed to inappropriate content. This can be done simply by clicking on the flag icon in the top left corner of the profile the user wishes to report. The app will then ask users to select a reason for the report from a list of options.

It is important for parents to be aware of what apps and social networks their child is using. We would recommend using caution with the Yubo app, parents need to consider whether the app is age appropriate for their child.

How do I delete my Yubo account?

Go to the settings and to 'Manage my Account' and press delete my account.

If your child is using the app or wants to start, talk to them about the potential risks and what they hope to gain from using the application. Also, consider whether your child is emotionally mature to be exposed to the kind of content that may be posted on the app.

Advise them to be careful about what personal information they are sharing and the potential risks of sharing too much with a potential stranger.

More App Fact Sheets available from
the Carly Ryan Foundation. Please email:
info@carlyryanfoundation.com

WISHBONE



Wishbone is a survey application aimed mostly at teenagers. Although their terms and conditions say that the app is rated 17+ the app store says 12+. The user can connect to the application using Facebook or Twitter. Or alternatively they can skip the 'log on' process.

Users are presented with two cards, and are then asked to choose a preference. Many of the cards that come up include inappropriate language written in the comments. Wishbone users are also able to produce their own cards so that other users can select their preference.

Concerns

Users are able to write comments underneath other users cards. If the two users follow one another then they are able to send private direct messages to each other. Some of the users have been known to create cards which include pictures of people that they know for the other users to then rate them 'who's the prettiest, or hottest?'.

When using Wishbone, the users are able to create a public profile and biography. If the user chooses to link their social media accounts to Wishbone, the app can then accumulate a large amount of the users personal and private information, and will be exposed to high volume advertising based on their information.

In 2017 Wishbone was hacked and millions of users had their personal information circulated online. There have also been many reports of cyberbullying within the app, especially when people's photos get used without their permission and rated.

How do you report?

You can report content that may be upsetting or inappropriate on the app by simply

selecting the three dots on the top right side of the app and selecting report.

Blocking users

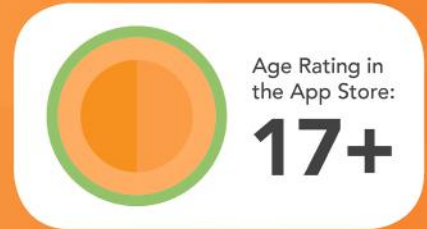
To block a user, navigate to the user's page and select the three dots on the top right side of the app and click 'Block user'.

Help your child understand how to deal with different online risks that they may be exposed to on the app such as cyberbullying or inappropriate content.

Advise your child not to link the app to their other social account so it does not pull in personal information into their Wishbone account and draw information about their friends. Also, make sure they choose an anonymous username and a strong password to protect their content.

More App Fact Sheets available from the Carly Ryan Foundation. Please email: info@carlyryanfoundation.com

MELON



Melon is video chatting application that allows people to connect with the tap of a button. The user can chat with as many different users as the like. The application records a history of the chats so the user can then revisit the chat with their new 'friend'.

There are filters within the app that allow the user to talk to people in 'specific' regions. The app pairs the users based on age and gender and once an account is created they get automatically paired with another user via video. There is an option to have location services on for the application, Melon recommends having it on so that the user can 'make friends all over the world.'

Melon is a messaging app that allows users to chat with strangers, share images, and more. Not only does this app make it easy for children and teens to engage in age - inappropriate conversations, it makes it easy for predators to connect with potential victims. For these reasons, no child under 18 should use this app.

Concerns

There is no real filtering that is possible with the video chatting because the users control their own video feed. There has been many reports of misuse and inappropriate behaviour. This behaviour can be reported, but only after it has occurred.

All anonymous video - sharing apps bring risk of the user being exposed to inappropriate content. Many people have compared this application as a cross between Omegle and Tinder.

How do I block on Melon?

Unfortunately there is no way to block on this app.

How do I delete my Melon account?

- *Firstly login to site and click on the team chat from left sidebar.*
- *Go to text chat panel and tell what you want from staff.*
- *If you don't get any response send an email*

Now wait until staff contact you. Unfortunately you can't delete account within settings.

More App Fact Sheets available from the Carly Ryan Foundation. Please email: info@carlyryanfoundation.com

TIK TOK

(Including Musical.ly)



Age Rating in
the App Store:

12+

Tik Tok is a social media platform for creating, sharing and discovering short music videos. Every day, millions of people use Tik Tok as an outlet to express themselves through singing, dancing, comedy, and lip-syncing. The app celebrates creativity with videos recorded in 15 seconds or less and shared across the Tik Tok community.

You have the ability to make cool, short videos—songs or short dialogues – that you can share with the world, and people can see them. Think MTV meets SNL meets karaoke meets Dubsmash meets American Idol meets Instagram.

Concerns

- 12+ content in the songs lyrics. Swearing and adult concepts in the provided music.
- Pornography, graphic content, suicide notes.
- Tik Tok users can search for other users to view or follow near their own location/city.
- User generated videos can be viewed and shared onto other social media and messaging apps increasing exposure.
- Bullying in comments.
- Users can publicise their messenger usernames or social media profiles on their Tik Tok profile.
- Many fake user accounts, used to hijack views or set up to bully.
- Hacking of accounts by promotional accounts (Free Tik Tok Crowns) within the apps.
- Not easy to report accounts for being fakes or underage inside the app.
- Many underage accounts with large amounts of followers.
- Easy for users to create multiple accounts and hide them from their parents.
- Fake Tik Tok apps on the app store that charge for download or offer followers.

How Do I Delete My Tik Tok Account?

- Open the Tik Tok app and login.
- Tap on the person icon at the lower right of your screen to open your profile.
- Click on the three dots located in the upper right corner.
- Click on 'Privacy and Settings'.
- Click on 'Manage my Account'.
- Add a phone number if you haven't already. A verified phone number is

a requirement for removing your Tik Tok account.

- Scroll to the bottom of the page where it says 'Thinking about removing your account?' Tap it.
- Tap 'Send Code'.
- Wait for the code to be sent.
- Enter the 4-digit code within 60 seconds of it being sent to you. Then hit continue.
- Read over the implications of removing your account. Hit continue if you agree with the terms.
- Hit 'Delete Account'. You'll be logged out and your account will be deleted.

How Do I Block a Tik Tok Account?

- Open the Tik Tok app and login.
- Tap on the magnifying glass.
- Search for the user you want to block.
- Tap their name or photo.
- Tap on the ... icon.
- Tap 'Block'.

How Do I Report a Tik Tok Account?

- Open the Tik Tok app and login.
- Tap on the magnifying glass.
- Search for the user you want to block.
- Tap their name or photo.
- Tap on the ... icon.
- Tap 'Report' and fill out the user report.

More App Fact Sheets available from the Carly Ryan Foundation. Please email: info@carlyryanfoundation.com